



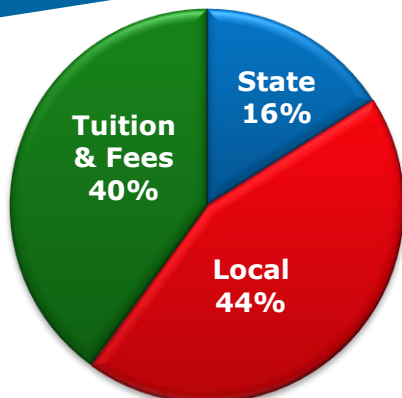
ILLINOIS COMMUNITY COLLEGE SYSTEM

- 🎓 The Illinois Community College System is the third largest in the nation with 48 community colleges and 39 college districts in Illinois.
- 🎓 Over 800,000 students taking credit, noncredit, and community education courses walk through the doors of an Illinois community college each year.
- 🎓 Earning an Associate of Applied Science or long-term certificate from an Illinois community college adds more than \$570,000 in lifetime earnings.
- 🎓 The average full-time Illinois community college student pays \$4,206 per year in tuition and fees.
- 🎓 Nine out of 10 of the state's community college graduates live, work, pay taxes, and raise their families in Illinois.
- 🎓 The "typical" Illinois community college student is 29 years old and enrolled part-time.
- 🎓 More than two-thirds of all minorities in Illinois public higher education attend community colleges, and nearly 18,000 students with disabilities and 43,000 students with limited English proficiency are served each year.
- 🎓 Illinois community colleges educate 65 percent of the students enrolled in Illinois public higher education but receive only 15 percent of the state's higher education funding.
- 🎓 Nearly 74 percent of Illinois employers have hired a community college student and over 26 percent of Illinois employees have completed a credit course at a community college.
- 🎓 One year after graduation, Illinois' community college occupational graduates averaged a full-time salary of \$35,270 in 2012.
- 🎓 Illinois was the first state in the nation to "guarantee" its community college occupational graduates; those graduates who need additional technical training may enroll in the appropriate courses at no cost to themselves or their employers.
- 🎓 College costs can be reduced and students are able to gain access to college-level coursework during high school through dual credit. Community colleges offered 10,994 dual credit courses to 111,643 high school students (students are counted for each course they enroll in).

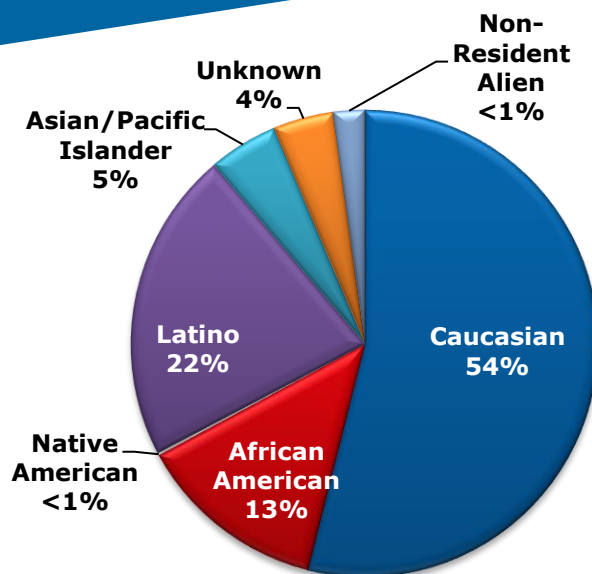
Illinois Community College System

Enrollment & Funding Information

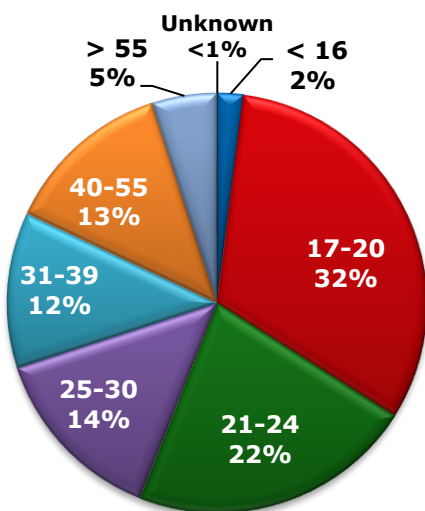
Fiscal Year 2017



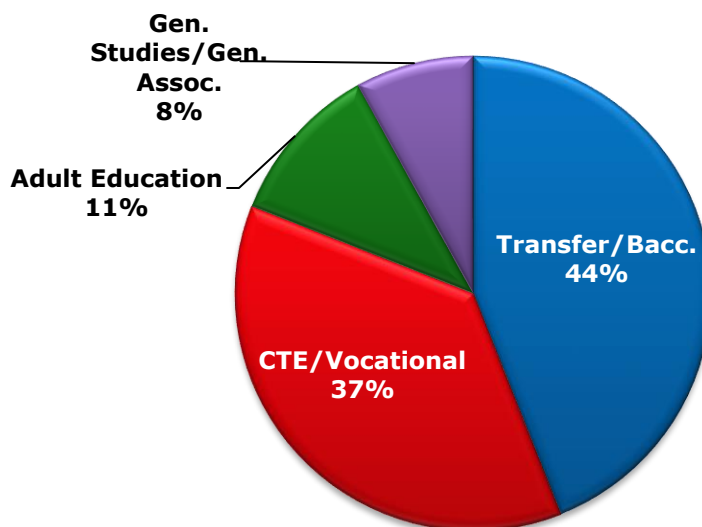
FY17 Sources of Funding



FY17 Enrollment by Ethnicity



FY17 Enrollment by Age



FY17 Enrollment by Program Area

	FY15	One-Year Change	Five-Year Change	Ten-Year Change
TOTAL ENROLLMENT				
System-wide Credit	620,191	-6.0%	-13.5%	-8.9%
System-wide Non-Credit*	182,375	-5.9%	-21.7%	-28.3%

*Non-Credit is comprised solely of Community Education courses and is derived from unduplicated counts

	FY15	One-Year Change	Five-Year Change	Ten-Year Change
COMPLETIONS				
System-wide	71,787	2.8%	16.7%	44.7%